




STARMEN

STARMEN OPTO-ELECTRONICS CO.,LTD

中 詮 光 電 股 份 有 限 公 司

General Spec

Model Name : TOM201CABB
Description : Open Frame Switching Power Supply
201W Multiple Output:
24V/6A, 12V/3A, 5V/3.5, 5Vsb/1A
Version : Rev.A
Issue Date : 2008/10/23

Approved by	Confirmed by	Checked by	Reported by
	Ed	Dorn	Joe

114 台北市內湖區基湖路 35 巷 2 弄 9 號 6 樓
6F., No.9, Alley 2, Lane 35, Jihu Rd., Neihu District, Taipei City 114, Taiwan(R.O.C.)
Tel:886-2-66009393 Fax:886-2-26562677
Email: sales@starmen.com.tw Web: www.starmen.com



STARMEN

STARMEN OPTO-ELECTRONICS CO., LTD

中詮光電股份有限公司

Rev. A

TOM201CABB Specification

1. General

This specification defines the performance characteristics of 5Vsb/1A, 5V/3.5A, 12V/3A, 24V/6A output AC-DC power. This specification also defines the worldwide safety requirements and EMC requirements.

2. Input Characteristics

a. AC Input Voltage

The power will operate over the entire input voltage range (90-264 V_{AC}).

Minimum	Maximum	Nominal/Rated
90 V _{AC}	264 V _{AC}	110-220 V _{AC}

b. Frequency

The input frequency range will be 47Hz to 63Hz.

c. Input Current

The input current will not exceed 4 Amp(rms.) for 90 V_{AC}.

d. Efficiency

The power efficiency will not be less than 83% typically at full load condition.

e. Hold Up Time

The output hold up time (measured at the 90% point of normal voltage output) will be guaranteed 5 mS at test condition which is full load, 115 V_{AC} /60Hz, normally line.

f. Power Factor Correction > 0.9

3. Output Characteristics

DC Load Characteristics

Output Voltage	Minimum Current	Maximum Current	Output Ripple	Regulation Tolerance
5V SB	0.2A	1A	100mV	±5%
5V	0A	3.5A	100mV	±5%
12V	0A	3A	200mV	±5%
24V	0A	6A	350mV	±5%

PSON High (2V~5V)

All power Switch ON.

中詮光電股份有限公司
STARMEN OPTO-ELECTRONICS CO., LTD

97.10.23

管制文件發行章



STARMEN

STARMEN OPTO-ELECTRONICS CO.,LTD

中詮光電股份有限公司

Note: A 0.1 μ F Ceramic and 10 μ F AL capacitors should be put across output terminals during ripple & noise test. The oscilloscope bandwidth is set at 20MHz and co-axial probe will be used to measure it. The test condition is max. load and normally line.

4. Protection:

a. Primary (Input) Protection

The input power line will be fused with a fuse 6.3A, 250 V_{AC}.

b. Secondary (Output) protection

b.1. Over Current (OC) Protection

When an internal fault occurs, or an external fault is applied to the power, such that an overload or short circuit is applied to the output, the power will be shutdown. Power latch is not allowed.

b.2 Over Voltage (OV) Protection

If an over-voltage fault occurs on the adapter output, the power will shutdown before the output exceeds 8V (5V) & 30V(24V) power latch is not allowed. The occurrence of an over-voltage on the output and the subsequent shutdown will not cause damage to the power.

b.3 Short Circuit Protection

The power will protect itself, and shut down, if a short circuit is placed between DC return and the output. This condition will cause no damage to the power. Power latch is not allowed.

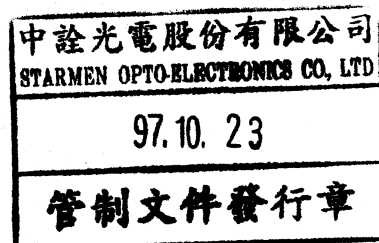
5. Power Supply Sequencing

a. AC Power On

When proper AC power is applied, the output will reach its regulation limits within 3.0 Second at 110 V_{AC}.

b. Output Rise Time

The output rise time (measured from the 10% point to the 90% point on the waveform) will be less than 50m sec.





STARMEN

STARMEN OPTO-ELECTRONICS CO., LTD

中詮光電股份有限公司

6. E.M.C.

a. Conduction

The power will conform to FCC Class B, VCCI Class B, and CISPR Class B.

b. Radiation

The power will conform to FCC Class B, VCCI Class B, and CISPR Class B.

REFERING SATANDARDS	TEST SPECIFICATION	
ESD	EN61000-4-2	CONTACT ±4KV
		AIR ±8KV
EFT	EN61000-4-4	1KV ON AC LINE
SURGE	EN61000-4-5	1KV ON DIFERENTIAL MODE & 2KV ON COMMON MODE

7. Safety Characteristics

a. Safety Meet Requirements

UL : UL60950 Third Edition & UL6500

cUL : CSA 22.2 No.60950 & E60065

TUV : EN60950 & EN60065

CCC : GB4943 & GB8898

CB : IEC60950 & IEC60065

b. Withstand Voltage

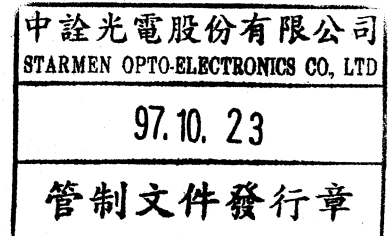
Primary to secondary : 1500V_{AC} 10mA for 3 seconds.

c. Provisions for Protective Earthing

While 25A applied on between primary and secondary side together and provisions for protective earthing is less than 0.1 ohm for 3 seconds.

d. Leakage Current

The Leakage current is less than 1mA at 240 V_{AC} 50Hz.





STARMEN

STARMEN OPTO-ELECTRONICS CO.,LTD

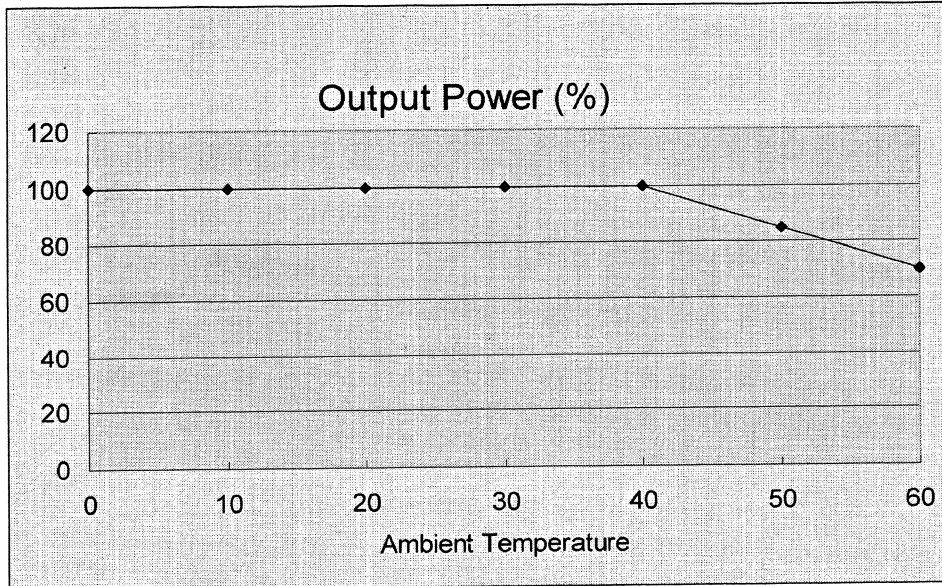
中詮光電股份有限公司

8. Environment

a. Operating

The power operating temperature is 0°C to 40°C.

The power operating relative humidity is 20% to 85%.



b. Storage

The power storage temperature is -20°C to 70°C.

The power storage relative humidity is 10% to 95%.

9. Life

a. On – off Life

To verify the power supply withstand 10,000 time on-off repetition of primary power without failure or damage at 110Vac input.

b. Operational life

The power will be designed for a minimum life of 50,000 power-on hours at 25°C Ambient temperature.

中詮光電股份有限公司
STARMEN OPTO-ELECTRONICS CO., LTD

97.10.23

管制文件發行章

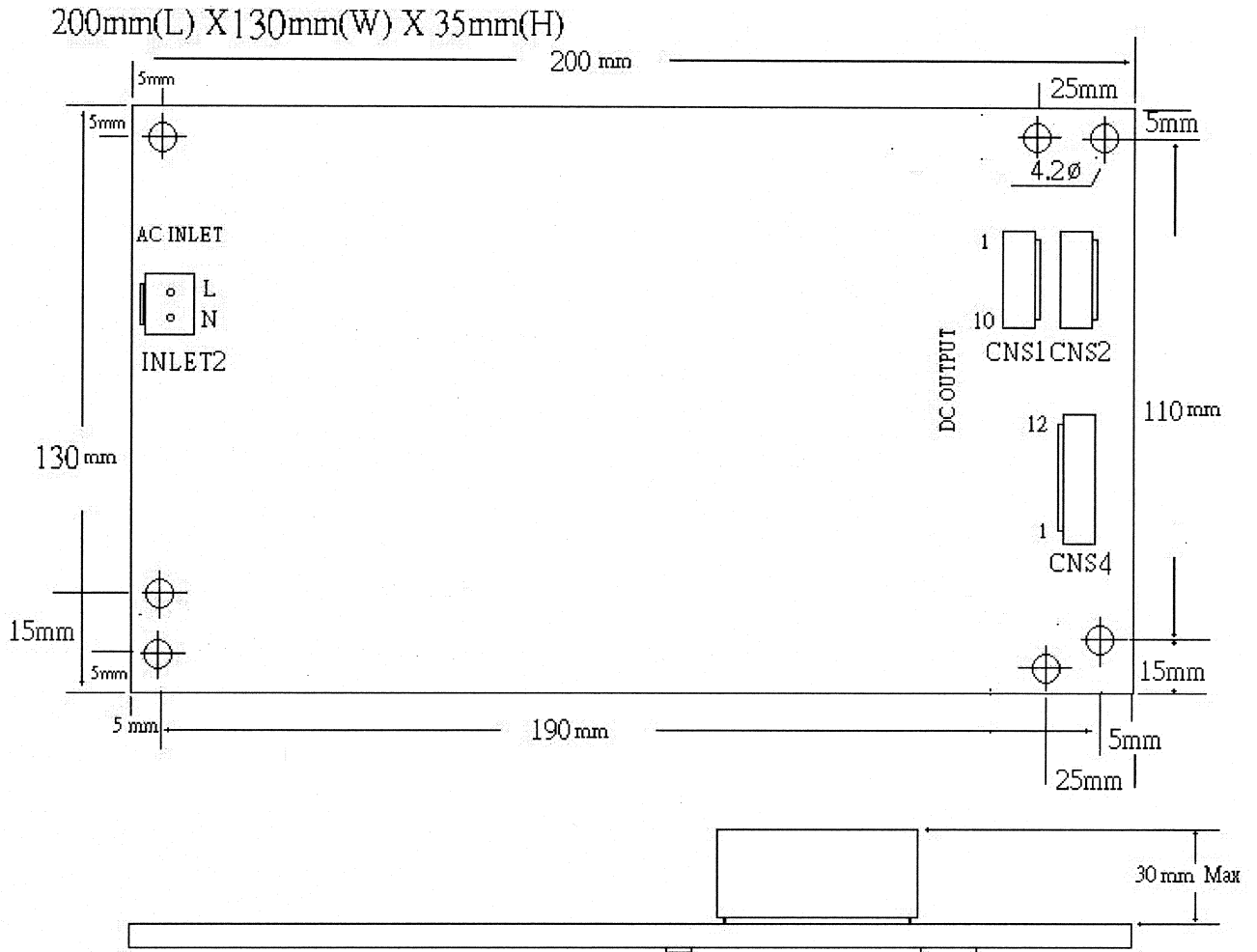


STARMEN

STARMEN OPTO-ELECTRONICS CO.,LTD

中詮光電股份有限公司

10. Dimension



CNS1	
Pin No	Signal Name
1	24V
2	
3	
4	
5	
6	GND
7	
8	
9	
10	

CNS2	
Pin No	Signal Name
1	24V
2	
3	
4	
5	
6	GND
7	
8	
9	
10	

CNS4	
Pin No	Signal Name
1	GND
2	5VSB
3	
4	PS-ON
5	12V
6	
7	
8	5V
9	
10	
11	GND
12	GND

中詮光電股份有限公司
STARMEN OPTO-ELECTRONICS CO., LTD

97.10.23

管制文件發行章



STARMEN

STARMEN OPTO-ELECTRONICS CO., LTD

中詮光電股份有限公司

11. Note

- a. This product and it's components have been assembled and manufactured accordingly in a lead-free production process.
- b. All components of this product hold SGS certifications, as accordingly to RoHS implementation.

中詮光電股份有限公司 STARMEN OPTO-ELECTRONICS CO., LTD
97.10.23
管制文件發行章