

SANYO	No.1426B	2SA1381 / 2SC3503
	Silicon PNP/NPN Epitaxial Planar Transistor FOR HIGH-DEFINITION CRT DISPLAY, VIDEO OUTPUT	

Features

- . High breakdown voltage: $V_{CEO} \geq 300V$.
- . Small reverse transfer capacitance and excellent high frequency characteristic $c_{re}=1.8pF(NPN), 2.3pF(PNP) V_{CB}=30V$.
- . Adoption of MBIT process.

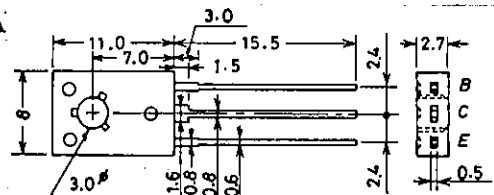
Absolute Maximum Ratings at $T_a=25^{\circ}C$		unit
Collector-to-Base Voltage	V_{CBO}	(-)300 V
Collector-to-Emitter Voltage	V_{CEO}	(-)300 V
Emitter-to-Base Voltage	V_{EBO}	(-)5 V
Collector Current	I_C	(-)100 mA
Peak Collector Current	i_{cp}	(-)200 mA
Allowable Collector Dissipation	P_C	1.2 W
Junction Temperature	T_j	7 W
Storage Temperature	T_{stg}	-55 to +150 $^{\circ}C$

Electrical Characteristics at $T_a=25^{\circ}C$		min	typ	max	unit
Collector Cutoff Current	I_{CBO} $V_{CB}=(-)200V, I_E=0$			(-)0.1	μA
Emitter Cutoff Current	I_{EBO} $V_{EB}=(-)4V, I_C=0$			(-)0.1	μA
DC Current Gain	h_{FE} $V_{CE}=(-)10V, I_C=(-)10mA$	40*		320*	
Gain Bandwidth Product	f_T $V_{CE}=(-)30V, I_C=(-)10mA$		150		MHz
Output Capacitance	c_{ob} $V_{CB}=(-)30V, f=1MHz$		2.6		pF
Reverse Transfer Capacitance	c_{re} $V_{CB}=(-)30V, f=1MHz$		(3.1)		
Collector to Emitter Saturation Voltage	$V_{CE(sat)}$ $I_C=(-)20mA, I_B=(-)2mA$			(-)0.6	V
Base to Emitter Saturation Voltage	$V_{BE(sat)}$ $I_C=(-)20mA, I_B=(-)2mA$			(-)1.0	V
Collector to Base Breakdown Voltage	$V_{(BR)CBO}$ $I_C=(-)10\mu A, I_E=0$	(-)300			V
Collector to Emitter Breakdown Voltage	$V_{(BR)CEO}$ $I_C=(-)1mA, R_{BE}=\infty$	(-)300			V
Base to Emitter Breakdown Voltage	$V_{(BR)EBO}$ $I_C=(-)10\mu A, I_C=0$	(-)5			V

* The 2SA1381/2SC3503 are classified by 10mA h_{FE} as follows:

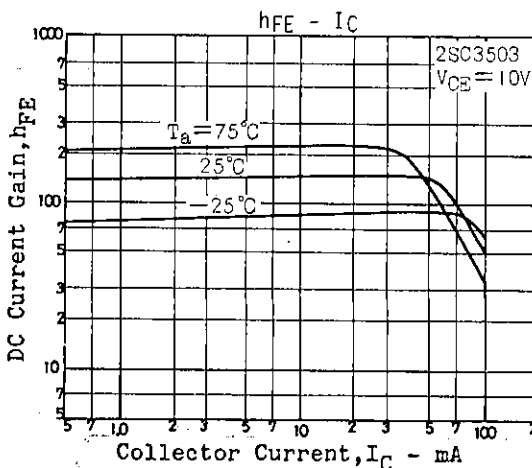
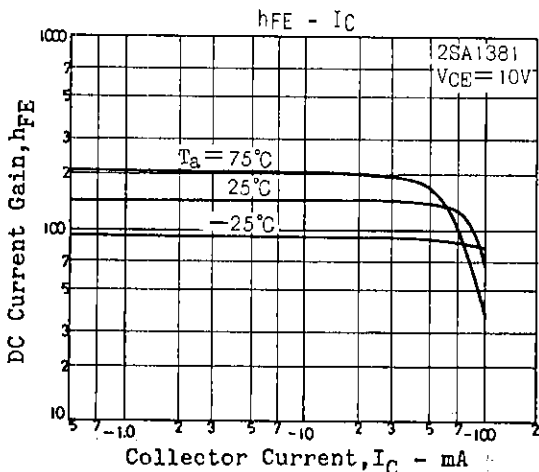
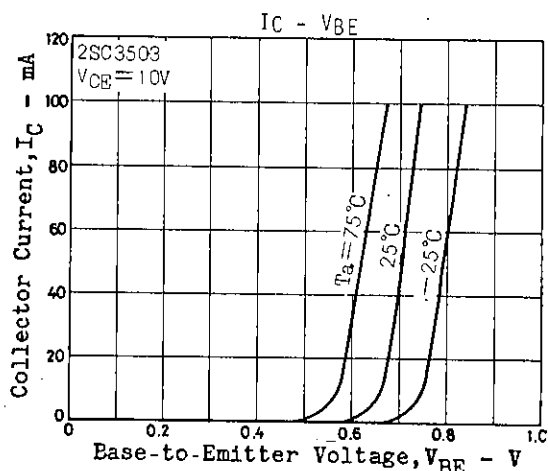
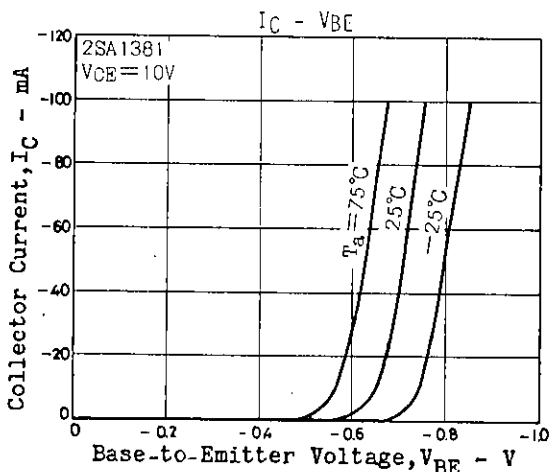
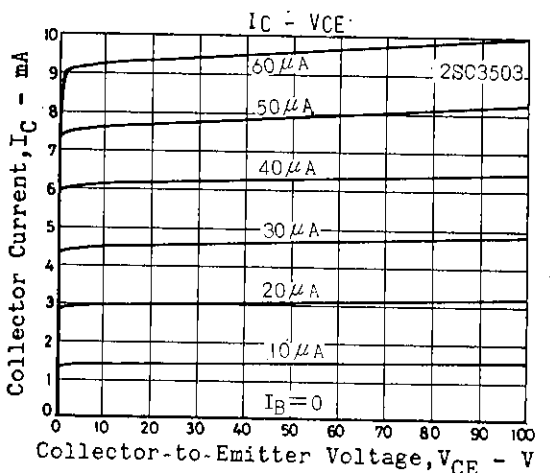
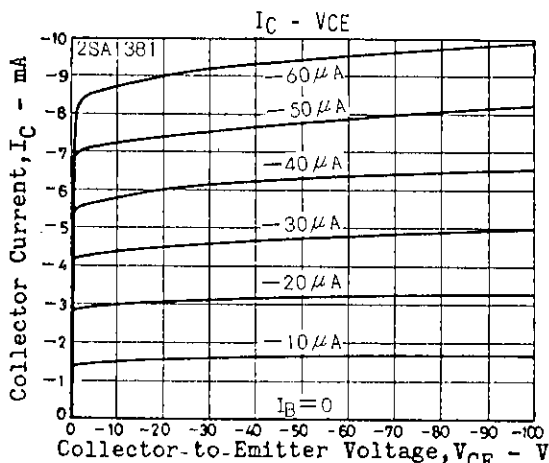
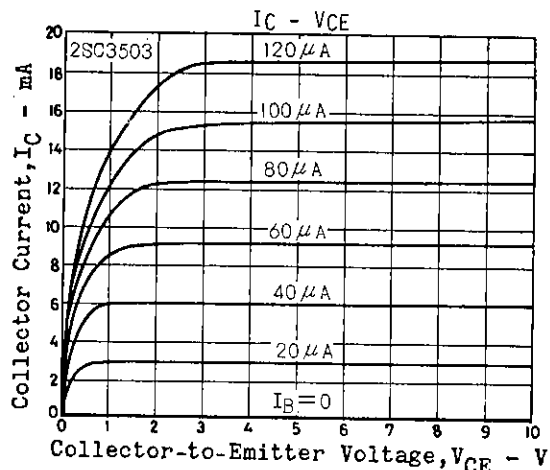
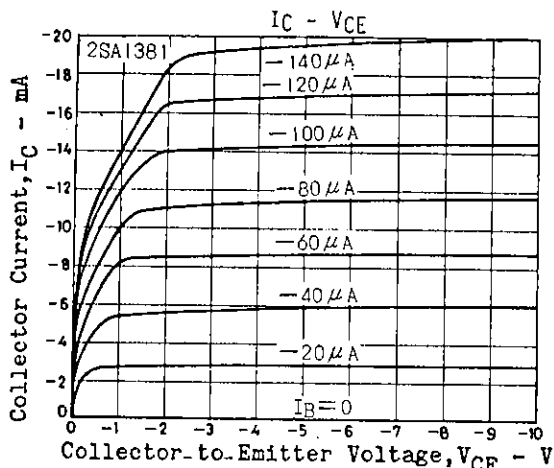
40	C	80	60	D	120	100	E	200	160	F	320
----	---	----	----	---	-----	-----	---	-----	-----	---	-----

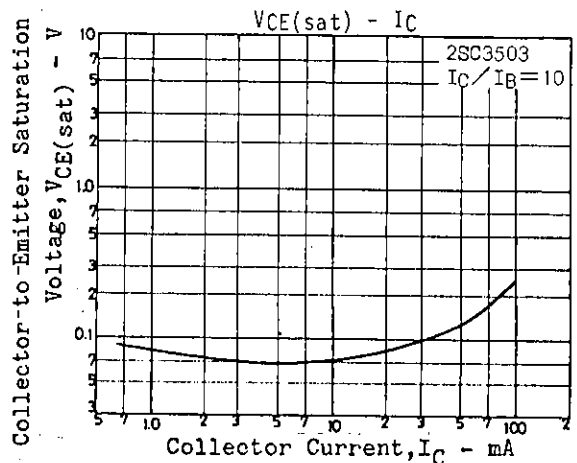
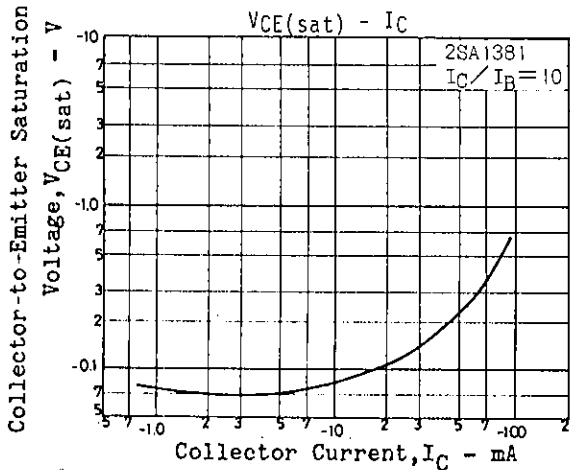
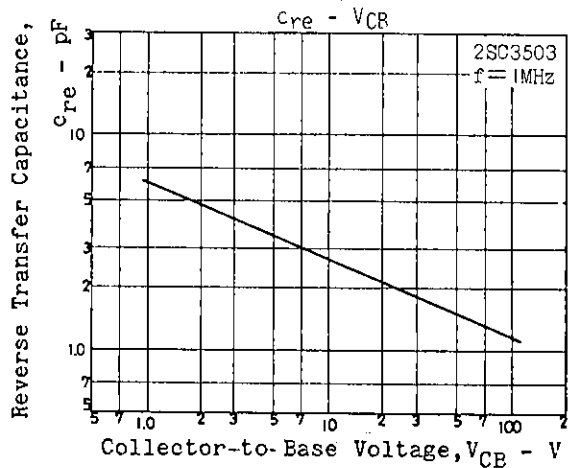
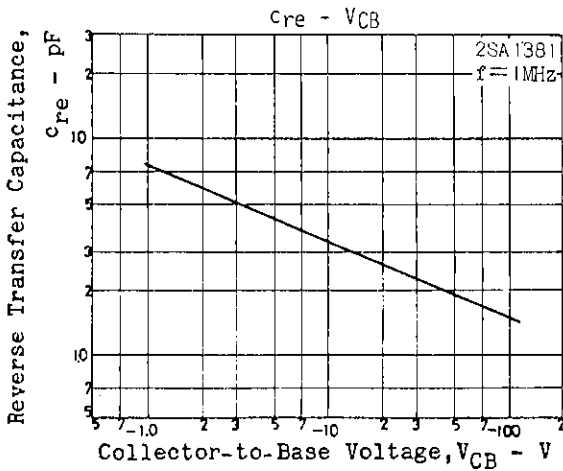
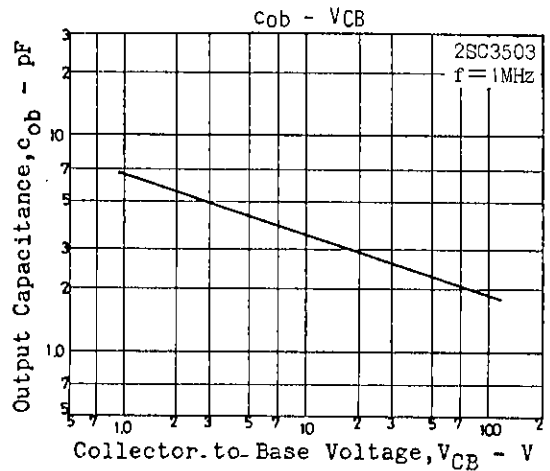
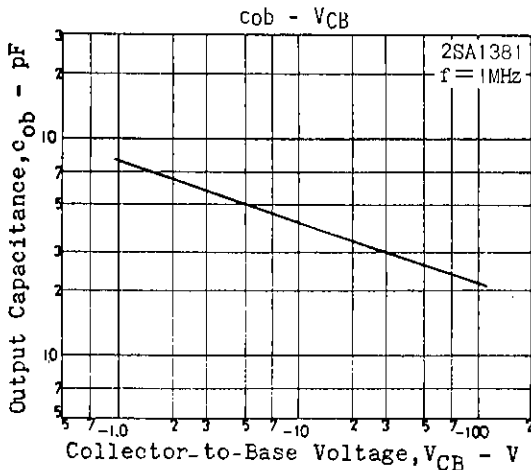
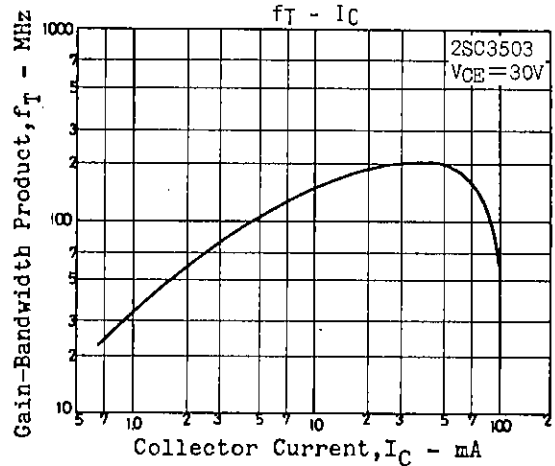
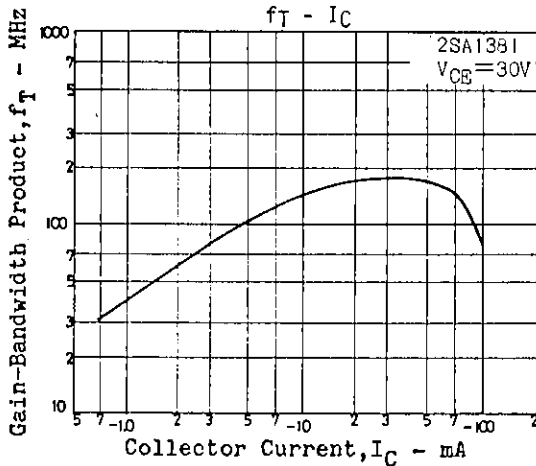
Package Dimensions 2009A
(unit:mm)

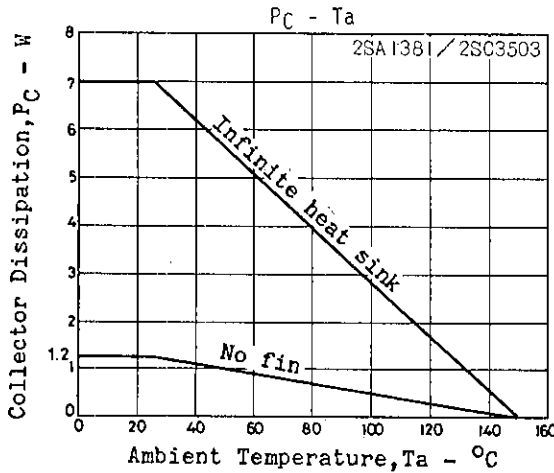
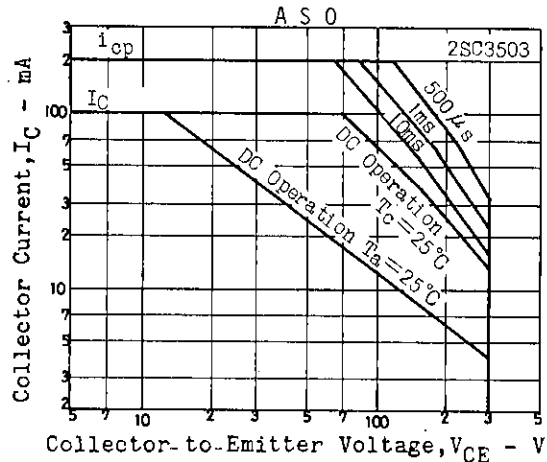
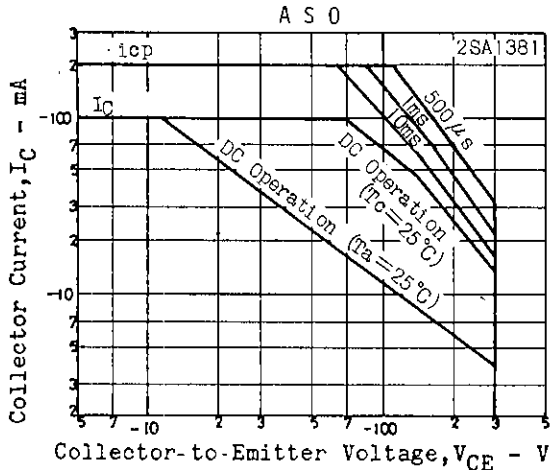
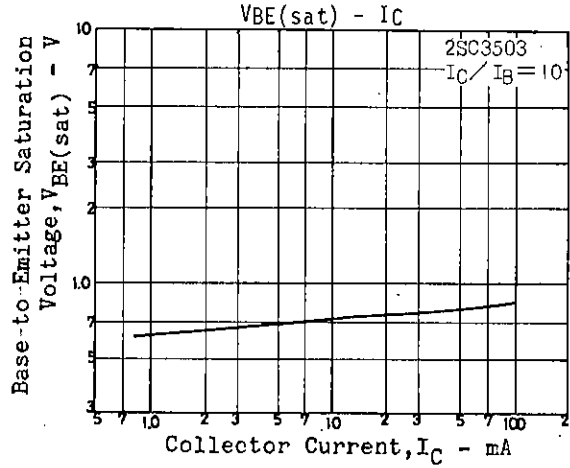
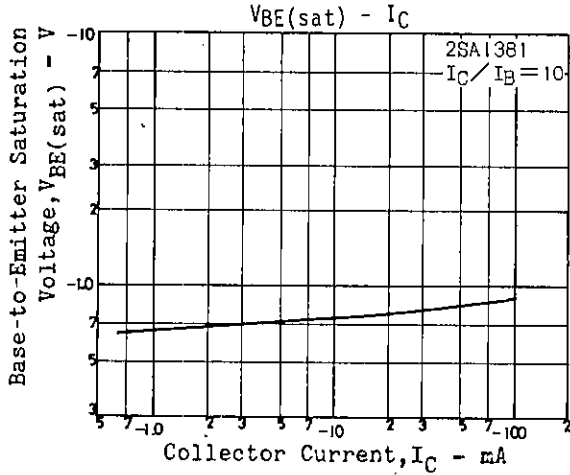


JEDEC: TO-126

B: Base
C: Collector
E: Emitter







- No products described or contained herein are intended for use in surgical implants, life-support systems, aerospace equipment, nuclear power control systems, vehicles, disaster/crime-prevention equipment and the like, the failure of which may directly or indirectly cause injury, death or property loss.
- Anyone purchasing any products described or contained herein for an above-mentioned use shall:
 - ① Accept full responsibility and indemnify and defend SANYO ELECTRIC CO., LTD., its affiliates, subsidiaries and distributors and all their officers and employees, jointly and severally, against any and all claims and litigation and all damages, cost and expenses associated with such use;
 - ② Not impose any responsibility for any fault or negligence which may be cited in any such claim or litigation on SANYO ELECTRIC CO., LTD., its affiliates, subsidiaries and distributors or any of their officers and employees jointly or severally.
- Information (including circuit diagrams and circuit parameters) herein is for example only; it is not guaranteed for volume production. SANYO believes information herein is accurate and reliable, but no guarantees are made or implied regarding its use or any infringements of intellectual property rights or other rights of third parties.